

## Year 4 – Invasion Games – Netball

### What it looked like last year...

- Introduce passing, receiving and creating space.
- Introduce shooting.
- Understand where to shoot from and why.

### Vocabulary (Definitions)

**Passing**

**Receiving**

**Moving**

**Space** (space on the court)

**Attack**

**Defence**

**Shooting** (scoring points)

**Possession** (keeping the ball with your team)

**Court** (area where a netball game is played)

**Footwork** (the player with ball cannot move the foot they land on)

**Rebound** (gaining the ball from a failed shooting attempt)

**Netball Post**

**Tactics** (team plans)



### What it looks like next year...

- Apply passing, footwork and shooting into mini games.
- Introduce defending (marking).
- Explore the function of various passing styles.

### Sequence of Learning

1. **Refine passing and receiving** (I can effectively keep possession of the ball by passing and receiving).
2. **Develop passing and creating space** (I can explore the transition between attack and defence, working out simple tactics to create space and keep possession).
3. **Develop passing, moving and shooting** (I can understand how to shoot and where to shoot from and why).
4. **Refine passing and shooting** (I can refine my shooting technique).
5. **Develop footwork** (I can understand the footwork rule and how I can be more effective with my feet to increase speed).
6. **Level 1 tournament** (I can bring together my learning into a competitive tournament).



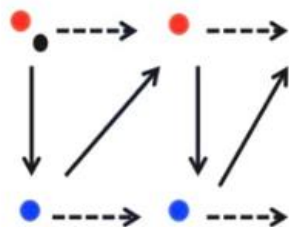
### Cultural Capital

- To be able to effectively pass, receive and move to keep possession of the ball and apply the correct footwork when passing and moving.
- The real life knowledge that links is: body control and movement, hand-eye co-ordination, teamwork, tactical thinking.
- The jobs it can be used in are: professional athlete, fitness instructor, sports coach or manager, sports official.

## Cross the River

### Structure

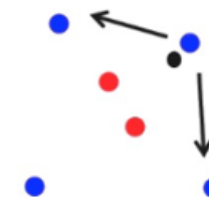
- In pairs, pupils pass and move across the court (river) ) applying the correct footwork rule.
- How many passes can each pair make without dropping the ball or breaking the footwork rule?



## 4v2

### Structure

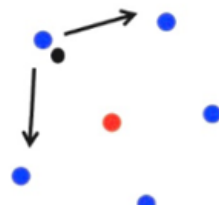
- 6 pupils per playing area. 4 attackers and 2 defenders.
- Attackers pass and move creating space, keeping possession.
- The attackers score a point if they make 5 successful passes.
- The defender scores a point if the ball is dropped, they gain possession (intercept) the ball or the ball is passed over the defenders head.



## 5v1 (1 defender)

### Structure

- 6 pupils per playing area. 5 attackers and 1 defender.
- Attackers pass and move creating space, keeping possession.
- The attackers score a point if they make 5 successful passes.
- The defender scores a point if the ball is dropped, they gain possession (intercept) the ball or the ball is passed over the defenders head.



## Minefield

### Structure

- Layout markers (cones) across the court. The markers represent defenders on the other team.
- Place posts around the edge of the court.
- In pairs, pupils pass and move towards one of the posts.
- Pupils take turns to shoot, if they miss their partner can rebound.
- Award 1 point for a successful shot.

